

**AGENDA
CITY OF GIG HARBOR
PUBLIC WORKS COMMITTEE
Tuesday, September 14, 2021
3:00 p.m. – 4:00 p.m.**

Due to public health concerns, this meeting will be accessible by phone by dialing (253) 215-8782 and entering the Meeting ID: 929 1013 8774 or through Zoom at: <https://zoom.us/j/92910138774>. A live Zoom link may be found on the Calendar page of the City website.

Comments are only allowed during designated portions of the meeting. To speak during the meeting, press the Raise Hand button near the bottom of your Zoom window or press *9 on your phone. Please refrain from “raising your hand” until the Chair has announced that he has opened the public comment portion of the meeting.

Your name or the last four digits of your phone number will be called out when it is your turn to speak, where you will be asked your name and address for the record. When using your phone to call in, you may need to press *6 to unmute/mute yourself. All speakers will have up to three minutes to speak.

Instead of speaking live, you may submit comments in writing before the meeting. Your input / questions must be provided to Executive Assistant Maureen Whitaker by 1:00 p.m. on Tuesday, September 14, 2021. All written comments must be able to be read in 3 minutes or less to be included in the record and have the title: FOR PUBLIC COMMENT included. Send comments to: mwhitaker@gigharborwa.gov. Written comments will be read during Public Comment.

CALL TO ORDER / ROLL CALL

APPROVAL OF MINUTES: June 15, 2021

OLD BUSINESS: none.

NEW BUSINESS:

1. Olympic Dr. Right-Turn Lane Extension at Pt. Fosdick Dr.
2. Cedar Crest Water System’s August 2021 Incident

CIP REVIEW

PUBLIC COMMENT

ANNOUNCEMENT OF UPCOMING MEETING: October 12, 2021

ADJOURN

MINUTES
CITY OF GIG HARBOR
PUBLIC WORKS COMMITTEE
Tuesday, June 15, 2021
3:00 p.m. – 4:00 p.m.

Due to public health concerns, this meeting was held remotely.

CALL TO ORDER / ROLL CALL

Public Works Committee Chair Jim Franich called the meeting to order at 3:01 p.m.

Public Works Committee Members Present (remotely): Jeni Woock, Bob Himes, and Jim Franich

Staff Present (remotely): City Administrator Bob Larson, City Engineer Trent Ward, Senior Engineer Aaron Hulst, and Executive Assistant Maureen Whitaker (scribe)

APPROVAL OF MINUTES: May 11, 2021

MOTION: Move to approve the May 11, 2021 Public Works Committee Minutes.

Himes / Woock – Motion passed unanimously.

OLD BUSINESS:

1. Six-Year Transportation Improvement Program (TIP) 2022 – 2027 Update and Project Costs

Discussion

[Six-Year TIP Memo](#)

[2022-2021 TIP Comparison](#)

[2022 TIP Map](#)

[2021 Final TIP Map](#)

Senior Engineer Aaron Hulst introduced the revised 2022 TIP Map based on the feedback and inaccuracies that were presented with the project numbers at the May 11, 2021 Public Works Committee meeting. Mr. Hulst also presented a 2022-2021 TIP Comparison that clearly defined the changes between the two years. Mr. Hulst also presented a graph from the Federal Highway Administration National Highway Construction Cost Index (NHCCI) as one of the methods used to determine TIP and Traffic Impact Fees (TIF) project costs. There was a lengthy discussion on one of the methods used to determine project costs using the (NHCCI). Councilmember Franich asked what the numbers represent, and Mr. Hulst expressed that he would need to get back to the Committee on this. Councilmember Franich stated that he was very skeptical of this index and said that it was hard for him to believe that costs have gone down in quarters 3 and 4 of 2020 as shown on the graph. City Engineer Trent Ward stated that he has noted that costs are not coming in as high as he thought and gave the example of the Stinson/Rosedale Intersection Improvements and the 38th Avenue Improvements projects. Councilmember Franich asked what is the NHCCI tracking? Mr. Ward said that they are tracking all costs, labor, materials, and other public infrastructure projects. Councilmember Franich expressed that he thought the graph is patently false and if we are using faulty numbers, it is a problem. City Administrator Bob Larson explained that the vertical lines on the graph are relatively across the country and is more of a barometer and said the Councilmember Franich's statement was not accurate. Councilmember Himes stated that this graph is a trailing indicator, similar to the Consumer Price Index. Mr. Hulst stated that he was able to Google the definition of the NHCCI and said that the NHCCI is a quarterly price index intended to measure the average changes in the prices of highway construction costs over time and to concert current dollar

construction expenditures to real dollar expenditures. Councilmember Franich stated that the City may need to look into the possibility of changing the formula for Washington State. Mr. Ward stated that the Washington State Department of Transportation tracks similar costs for Washington State. He further stated that the City uses their records and also validates costs on a local basis.

Councilmember Franich asked if the City is using these numbers for TIF fees. Councilmember Himes stated that the TIF is in pretty good shape and said that the City has upped their game. He further stated that his assumption is the top three projects on the current 2021 TIP will be completed in 2022. He said that Vernhardson Street (Peacock Hill to City Limits) is #26 on the 2022 TIP Map is the last of the bypass loops. He explained that this will be the next choke point and has heard multiple times that motorists speed down the hill. He said that we should take a closer look at it and consider moving it up on priority. Councilmember Himes said that we haven't done a traffic study in 2017 and we should be considering doing another one soon. He added that we should be studying and confirming what we have done at the new Stinson/Rosedale Intersection and the Harborview/Stinson Intersection.

Councilmember Woock inquired about Hunt Street and why is the 38th Avenue Phase 2 project shown as #6 and the Hunt Street/38th Street Intersection shown as #15 not happening at the same time? Mr. Hulst stated that it is split out because of different grant criteria and said that the City has a better opportunity for TIB grants as well as different grant programs if the projects are not combined.

Councilmember Himes stated that it is more of an administrative thing. Mr. Ward stated that the challenge is grants are competitive and points are scored based on criteria. Councilmember Himes said that he would really like this to be the starting point of the 2022 Budget discussion with the full City Council. He added that it would be very helpful once we get the TIP adopted, it could then feed the TIF and Budget discussion and ought to be a major driver in the Budget for transportation-related items.

RECOMMENDATION

The Public Works Committee recommended moving the TIP to full Council for adoption.

NEW BUSINESS: None

CIP REVIEW

[Tier 1](#)

[Tier 2](#)

[Tier 3](#)

[Tier 4](#)

Mr. Ward briefly went over the CIP Tiers and provided the status of multiple projects that are currently under construction or recently awarded, out to bid, and discussed the projects that have shifted from Tier 4 to Tier 1.

Current Status:

Tier 1 – projects are on schedule

Tier 2 – all projects are on track

Tier 3 – no changes

Tier 4 – the Annual Pavement Maintenance project has been suspended to 2022.

PUBLIC COMMENT

Thomas Wick commented (via email) on the Conditional Use Permit for the Courtyards at Skansie Park.

ANNOUNCEMENT OF UPCOMING MEETING: ~~July 13, 2021~~ Cancelled

ADJOURN

MOTION: Move to adjourn at 4:03 p.m.


Himes / Woock – Motion passed unanimously.



PUBLIC WORKS DEPARTMENT

MEMORANDUM

TO: Public Works Committee Members

FROM: Jeff Langhelm, PE, Public Works Director 

DATE: September 9, 2021

SUBJECT: Olympic Dr. Right-Turn Lane Extension at Pt. Fosdick Dr.

In 2016, as required by a development agreement, the City worked collaboratively with the developer of the Fred Meyer complex along Point Fosdick Drive to perform multiple corridor improvements. These improvements included creating a right turn lane along eastbound Olympic Drive to southbound Point Fosdick Drive and roadway improvements along Point Fosdick Drive north of Olympic Drive to the west end of 56th St.

With the recent re-development of a grocer in the Harbor Plaza shopping Center south of Olympic Drive there is a renewed interest by some to improve access in and out of Harbor Plaza's westerly driveway. The City has worked with the owner of the Harbor Plaza shopping center to obtain the necessary right of way for future improvements and these improvements have been identified in the City's 2022-2027 Transportation Improvement Program.

At the September 14 Public Works Committee Meeting Staff will provide justification for these improvements, conceptual details of these improvements, proposed timing for their construction.



PUBLIC WORKS DEPARTMENT

MEMORANDUM

TO: Public Works Committee Members

FROM: Jeff Langhelm, PE, Public Works Director

DATE: September 10, 2021

SUBJECT: Cedar Crest Water System's August 2021 Incident

In early August 2021 the Cedar Crest Water System, which is owned and operated by Washington Water Service, experienced a series of disruptions to its water system over a 24-hour period. Per my discussions with WWSs Operations Manager, and after reviewing the City's own water system operations in this same time period, it appears the disruptions were due to equipment failures and not due to inadequate capacity.

At the September 14 Public Works Committee Meeting Staff will review this incident, review the agencies that oversee both public and private waters systems, and be prepared to answer any further questions the Committee may have.

2021 CIP Project Schedule - Tier 1 Projects

ID	Task Name	Duration	Start	Finish	Permitting	Predecessors	Sep '21	Nov '21	Jan '22	Mar '22	May '22	Jul '22	Sep '22
1	Parks Projects												
2	Eddon Boat Brick House Rehabilitation	229 days	Mon 11/16/20	Thu 9/30/21	Building Permit								
3	Construction	229 days	Mon 11/16/20	Thu 9/30/21									
4	Railway Carriages at Eddon Boat Building	316 days	Tue 12/1/20	Tue 2/15/22	Building Permit								
5	Design	68 days	Tue 12/1/20	Thu 3/4/21									
6	Bid Award	1 day	Mon 4/12/21	Mon 4/12/21		5							
7	Fabrication	123 days	Tue 4/13/21	Thu 9/30/21		6							
8	Installation	98 days	Fri 10/1/21	Tue 2/15/22		7							
9	Community Paddler's Dock	305 days	Mon 11/2/20	Fri 12/31/21	Land Use and Building								
10	Design/Permitting	186 days	Mon 11/2/20	Mon 7/19/21									
11	Bid Award	0 days	Mon 7/26/21	Mon 7/26/21									
12	Construction	102 days	Thu 8/12/21	Fri 12/31/21		11							
13	Austin Estuary Honoring Symbol	445 days	Sun 3/1/20	Fri 11/12/21	Land Use and Building								
14	Art Carving	187 days	Sun 3/1/20	Sun 11/15/20									
15	Land Use Application Development	57 days	Thu 4/1/21	Fri 6/18/21									
16	Land Use Application Submittal, Review, and Appeal Periods	78 days	Wed 6/30/21	Fri 10/15/21		15							
17	Building Permit Application Consultant Contracting, Submittal,	45 days	Mon 7/26/21	Fri 9/24/21									
18	Small Works Roster Advertisement	11 days	Thu 9/9/21	Thu 9/23/21									
19	Bid Opening	1 day	Thu 9/23/21	Thu 9/23/21									
20	Small Works Contract Award	1 day	Mon 9/27/21	Mon 9/27/21									
21	Art Base Construction	11 days	Mon 10/18/21	Mon 11/1/21									

Legend	Task		Project Summary		Inactive Milestone		Manual Summary Rollup		Deadline	
	Split		External Tasks		Inactive Summary		Manual Summary		Progress	
	Milestone		External Milestone		Manual Task		Start-only		Manual Progress	
	Summary		Inactive Task		Duration-only		Finish-only			

2021 CIP Project Schedule - Tier 1 Projects

ID	Task Name	Duration	Start	Finish	Permitting	Predecessors	Sep '21	Nov '21	Jan '22	Mar '22	May '22	Jul '22	Sep '22
22	Installation	9 days	Tue 11/2/21	Fri 11/12/21		21							
23	Ancich Human Powered Waterfont Storage Design	152 days	Thu 4/1/21	Fri 10/29/21	Building Permit								
24	Design	87 days	Thu 4/1/21	Fri 7/30/21									
25	Fabrication & Installation	65 days	Mon 8/2/21	Fri 10/29/21		24							
26	Ancich Park Advanced Mitigation Project	276 days	Tue 1/26/21	Tue 2/15/22	Land Use Perm								
27	Design/Permitting	228 days	Tue 1/26/21	Thu 12/9/21									
28	Award	0 days	Mon 12/13/21	Mon 12/13/21									
29	Construction	47 days	Mon 12/13/21	Tue 2/15/22		28							
30	Parks, Recreation and Open Space Plan Update	272 days	Mon 2/1/21	Tue 2/15/22									
31	Development and Public Process	272 days	Mon 2/1/21	Tue 2/15/22									
32	City Buildings												
33	HVAC Assessment	198 days	Wed 3/31/21	Fri 12/31/21									
34	Consultant Selection	153 days	Wed 3/31/21	Fri 10/29/21									
35	Analysis and Report	45 days	Mon 11/1/21	Fri 12/31/21		34							
36	Civic Center Building Access/Control	216 days	Fri 1/1/21	Fri 10/29/21									
37	Product Selection and Bid Package Development	216 days	Fri 1/1/21	Fri 10/29/21									
38	City Streets Projects												
39	Pedestrian Crosswalk Improvements - Gig Harbor North	179 days	Mon 1/25/21	Thu 9/30/21									
40	Consultant Selection	11 days	Mon 1/25/21	Mon 2/8/21									
41	Design	79 days	Mon 3/1/21	Thu 6/17/21									
42	Bid Award	1 day	Mon 7/12/21	Mon 7/12/21									

Legend	Task		Project Summary		Inactive Milestone		Manual Summary Rollup		Deadline	
	Split		External Tasks		Inactive Summary		Manual Summary		Progress	
	Milestone		External Milestone		Manual Task		Start-only		Manual Progress	
	Summary		Inactive Task		Duration-only		Finish-only			

2021 CIP Project Schedule - Tier 1 Projects

ID	Task Name	Duration	Start	Finish	Permitting	Predecessors	Sep '21	Nov '21	Jan '22	Mar '22	May '22	Jul '22	Sep '22
43	Construction	37 days	Thu 7/22/21	Fri 9/10/21		42							
44	Construction Close-out	20 days	Thu 9/2/21	Wed 9/29/21		43,43							
45	Public Works Operation Center-Building Design and Permit	185 days	Tue 2/9/21	Mon 10/25/21	Building Permit								
46	Design/Permitting	185 days	Tue 2/9/21	Mon 10/25/21									
47	Stinson Ave Pavement Overlay/Pedestrian Improvements & Stinson/Rosedale Intersection	171 days	Mon 3/8/21	Mon 11/1/21									
48	Bid Award	1 day	Mon 3/8/21	Mon 3/8/21									
49	Construction	156 days	Mon 3/29/21	Mon 11/1/21		48							
50	Stinson/Harborview Intersection Improvements	380 days	Thu 12/17/20	Wed 6/1/22									
51	Design	131 days	Thu 12/17/20	Thu 6/17/21									
52	Bid Award	1 day	Mon 7/26/21	Mon 7/26/21		51							
53	Construction	208 days	Mon 8/16/21	Wed 6/1/22		51,52							
54	38th Avenue Improvement Project-Phase 1A	217 days	Thu 12/17/20	Fri 10/15/21									
55	Design	82 days	Thu 12/17/20	Fri 4/9/21									
56	Bid Award	1 day	Mon 5/24/21	Mon 5/24/21		55							
57	Construction	85 days	Mon 6/21/21	Fri 10/15/21		56,55							
58	Burnham 1/2 Street Improvements Ph 1A	261 days	Fri 1/1/21	Fri 12/31/21	Land Use Permit								
59	Design/Permitting	261 days	Fri 1/1/21	Fri 12/31/21									
60	ADA Self-Evaluation and Transition Planning Program	161 days	Mon 5/3/21	Mon 12/13/21									
61	Consultant Selection	74 days	Mon 5/3/21	Thu 8/12/21									
62	Plan Development and Public Process	70 days	Fri 8/13/21	Thu 11/18/21		61							
63	PW Committee Review and Council Adoption	25 days	Tue 11/9/21	Mon 12/13/21		62							

Legend	Task		Project Summary		Inactive Milestone		Manual Summary Rollup		Deadline	
	Split		External Tasks		Inactive Summary		Manual Summary		Progress	
	Milestone		External Milestone		Manual Task		Start-only		Manual Progress	
	Summary		Inactive Task		Duration-only		Finish-only			

2021 CIP Project Schedule - Tier 1 Projects

ID	Task Name	Duration	Start	Finish	Permitting	Predecessors	Sep '21	Nov '21	Jan '22	Mar '22	May '22	Jul '22	Sep '22
64	Prentice Ave/Fennimore St Half-Width Frontage Improvements	94 days	Tue 8/24/21	Fri 12/31/21									
65	Consultant Selection	25 days	Tue 8/24/21	Mon 9/27/21									
66	Preliminary Design and Estimating	88 days	Wed 9/1/21	Fri 12/31/21									
67	Water Projects												
68	Emergency Water Intertie- Canterwood Blvd	260 days	Mon 5/17/21	Fri 5/13/22									
69	Design	142 days	Mon 5/17/21	Tue 11/30/21									
70	Bid Award	1 day	Mon 12/13/21	Mon 12/13/21		69							
71	Construction	80 days	Mon 1/24/22	Fri 5/13/22									
72	Water Comp Plan Update	130 days	Mon 5/3/21	Fri 10/29/21									
73	Design	130 days	Mon 5/3/21	Fri 10/29/21									
74	Wastewater Projects												
75	Lift Station 6 Replacement	384 days	Tue 12/15/20	Fri 6/3/22									
76	Design	119 days	Tue 12/15/20	Fri 5/28/21									
77	Construction	185 days	Mon 9/20/21	Fri 6/3/22		76							
78	Lift Station 12 Rehabilitation Design	427 days	Thu 12/17/20	Fri 8/5/22									
79	Design	118 days	Thu 12/17/20	Mon 5/31/21									
80	Permitting	44 days	Tue 7/6/21	Fri 9/3/21		79							
81	Bid Award	1 day	Thu 9/16/21	Thu 9/16/21									
82	Construction	205 days	Mon 10/25/21	Fri 8/5/22		79,81							
83	Murphy's Landing Marina Navigation Channel Dredging	311 days	Thu 1/21/21	Thu 3/31/22									
84	Agreement	78 days	Thu 1/21/21	Mon 5/10/21									

Legend	Task	Project Summary	Inactive Milestone	Manual Summary Rollup	Deadline
Split		External Tasks		Manual Summary	Progress
Milestone		External Milestone		Manual Task	Manual Progress
Summary		Inactive Task		Duration-only	
					Start-only
					Finish-only
					Manual Progress

2021 CIP Project Schedule - Tier 1 Projects


ID	Task Name	Duration	Start	Finish	Permitting	Predecessors	Sep '21	Nov '21	Jan '22	Mar '22	May '22	Jul '22	Sep '22
85	Consultant Selection	16 days	Mon 7/19/21	Mon 8/9/21		84							
86	Design/Permitting	166 days	Thu 8/12/21	Thu 3/31/22		85							
87	Wastewater Treatment Plant Digester Upgrades	108 days	Mon 8/2/21	Wed 12/29/21	Building Permit								
88	Consultant Selection and Design	63 days	Mon 8/2/21	Wed 10/27/21									
89	Construction	45 days	Thu 10/28/21	Wed 12/29/21									
90	Stormwater Projects												
91	Burnham Dr. and 96th Culvert Repair	261 days	Fri 1/1/21	Fri 12/31/21	Land Use Permit								
92	Design/Permitting	261 days	Fri 1/1/21	Fri 12/31/21									
93	Storm Utility Revenue Study	211 days	Mon 2/1/21	Mon 11/22/21									
94	Consultant Selection & Contract Authorization	36 days	Mon 2/1/21	Mon 3/22/21									
95	Development and Public Process	164 days	Mon 2/1/21	Thu 9/16/21									
96	PW Committee Review and Council Adoption	47 days	Fri 9/17/21	Mon 11/22/21		95							
97	Other Department Tasks												
98	Utility Rate Studies	152 days	Wed 9/1/21	Fri 4/1/22									
99	Development and Public Process	61 days	Wed 9/1/21	Wed 11/24/21									
1...	PW Committee Review and Council Consideration	55 days	Thu 11/25/21	Wed 2/9/22		99							
1...	Effective Date	0 days	Fri 4/1/22	Fri 4/1/22									

◆ 4/1

Legend	Task		Project Summary		Inactive Milestone		Manual Summary Rollup		Deadline	
	Split		External Tasks		Inactive Summary		Manual Summary		Progress	
	Milestone		External Milestone		Manual Task		Start-only		Manual Progress	
	Summary		Inactive Task		Duration-only		Finish-only			

2021 CIP Project Schedule - Tier 2 Projects

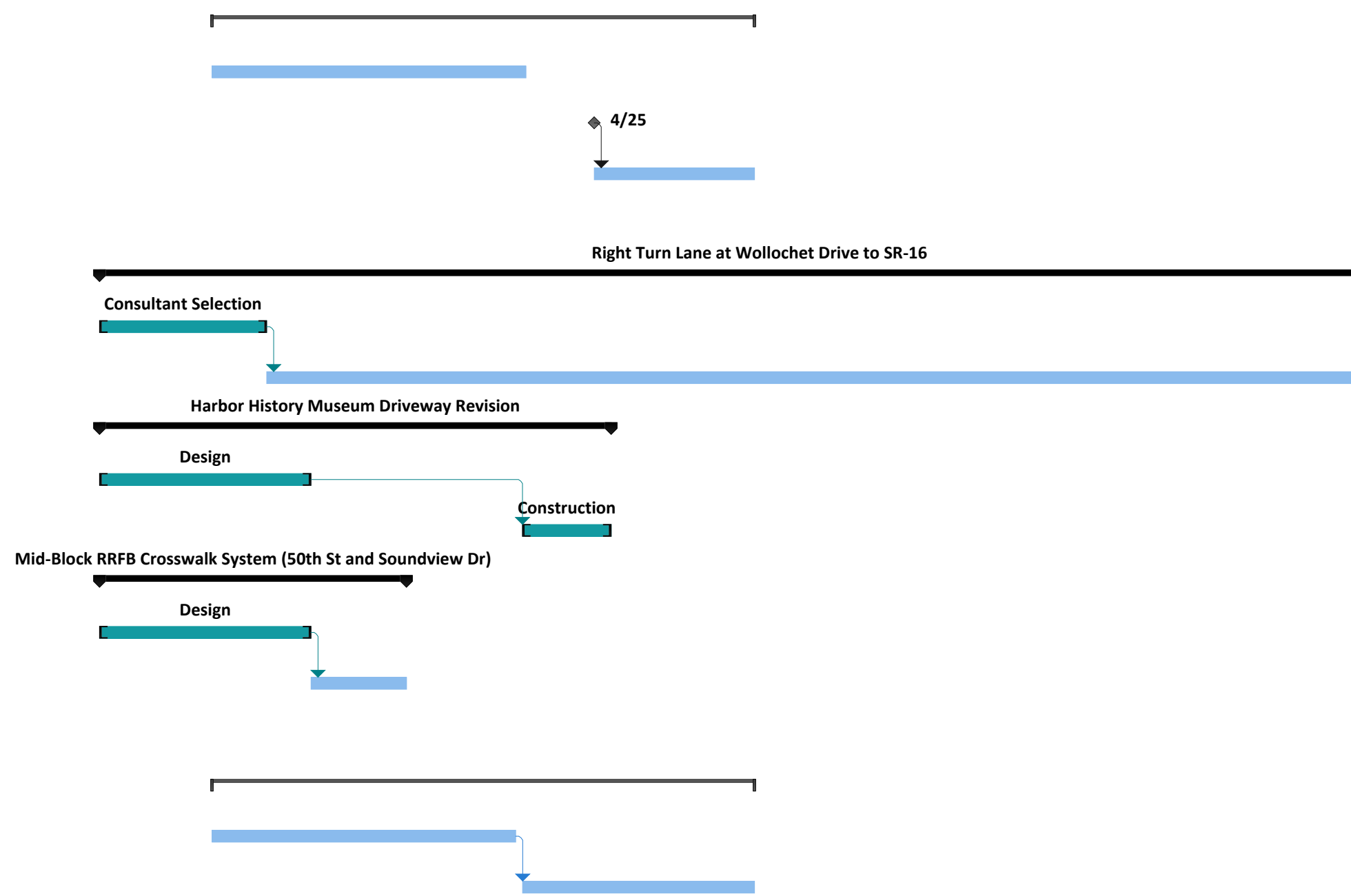
ID	Task Name	Duration	Start	Finish	Permitting	September 1	October 11	November 21	January 1	February 11	March 21	May 1	June 11	July 21	September 1	October 11
1	Parks Projects															
2	Native Vegetation Plantings 2021															
3	Site Selection	45 days	Thu 9/23/21	Wed 11/24/21												
4	Installation	27 days	Thu 11/25/21	Fri 12/31/21												
5	Gig Harbor Sports Complex Phase 1B Design and Permitting	434 days	Tue 11/2/21	Fri 6/30/23												
6	Design/Permitting	219 days	Tue 11/2/21	Fri 9/2/22												
7	Bid Award	0 days	Mon 9/12/22	Mon 9/12/22												
8	Construction	246 days	Tue 9/13/22	Tue 8/22/23	4											
9	City Buildings															
10	None															
11	City Streets Projects															
12	None															
13	Water Projects															
14	None															
15	Wastewater Projects															
16	2021 Generator Replacement	54 days	Mon 10/4/21	Thu 12/16/21												
17	Construction (LS#2A)	54 days	Mon 10/4/21	Thu 12/16/21												
18	Stormwater Projects															
19	Donkey Creek Daylighting	131 days	Mon 10/4/21	Mon 4/4/22												
20	Conceptual Design and Public Process	131 days	Mon 10/4/21	Mon 4/4/22												
21	Other Department Tasks															
22	None															



Legend	Task	Project Summary	Inactive Milestone	Manual Summary Rollup	Deadline
Split	External Tasks	Inactive Summary	Manual Summary	Progress	
Milestone	External Milestone	Manual Task	Start-only	Manual Progress	
Summary	Inactive Task	Duration-only	Finish-only		

2021 CIP Project Schedule - Tier 3 Projects

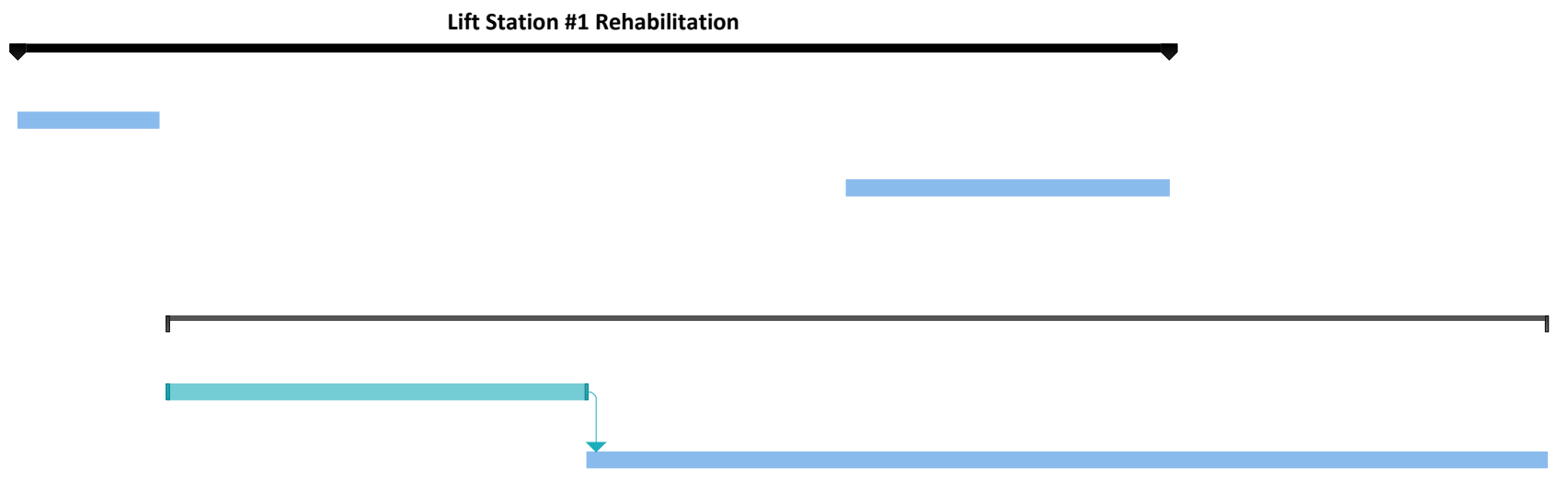
ID	Task Name	Duration	Start	Finish	Permitting	Nov '21	Dec '21	Jan '22	Feb '22	Mar '22	Apr '22	May '22	Jun '22	Jul '22	Aug '22	Sep '22	Oct '22	Nov '22
1	Parks Projects																	
2	None																	
3	City Buildings																	
4	Re-Roof, Re-Insulate, and Install New HVAC Bogue Visitor's	115 days	Mon 1/3/22	Fri 6/10/22	Building Permit													
5	Design/Permitting	66 days	Mon 1/3/22	Mon 4/4/22														
6	Bid Award	0 days	Mon 4/25/22	Mon 4/25/22														
7	Construction	35 days	Mon 4/25/22	Fri 6/10/22														
8	City Streets Projects																	
9	Right Turn Lane at Wollochet Drive to SR-16	277 days	Wed 12/1/21	Thu 12/22/22														
10	Consultant Selection	35 days	Wed 12/1/21	Tue 1/18/22														
11	Design/IJR	242 days	Wed 1/19/22	Thu 12/22/22														
12	Harbor History Museum Driveway Revision	108 days	Wed 12/1/21	Fri 4/29/22														
13	Design	44 days	Wed 12/1/21	Mon 1/31/22														
14	Construction	20 days	Mon 4/4/22	Fri 4/29/22														
15	Mid-Block RRFB Crosswalk System (50th St and Soundview Dr)	64 days	Wed 12/1/21	Mon 2/28/22														
16	Design	44 days	Wed 12/1/21	Mon 1/31/22														
17	Construction	20 days	Tue 2/1/22	Mon 2/28/22														
18	Water Projects																	
19	Gig Harbor Sports Complex Water Main	115 days	Mon 1/3/22	Fri 6/10/22														
20	Design	65 days	Mon 1/3/22	Fri 4/1/22														
21	Construction	50 days	Mon 4/4/22	Fri 6/10/22														



Legend	Task		Project Summary		Inactive Milestone		Manual Summary Rollup		Deadline	
	Split		External Tasks		Inactive Summary		Manual Summary		Progress	
	Milestone		External Milestone		Manual Task		Start-only		Manual Progress	
	Summary		Inactive Task		Duration-only		Finish-only			

2021 CIP Project Schedule - Tier 3 Projects

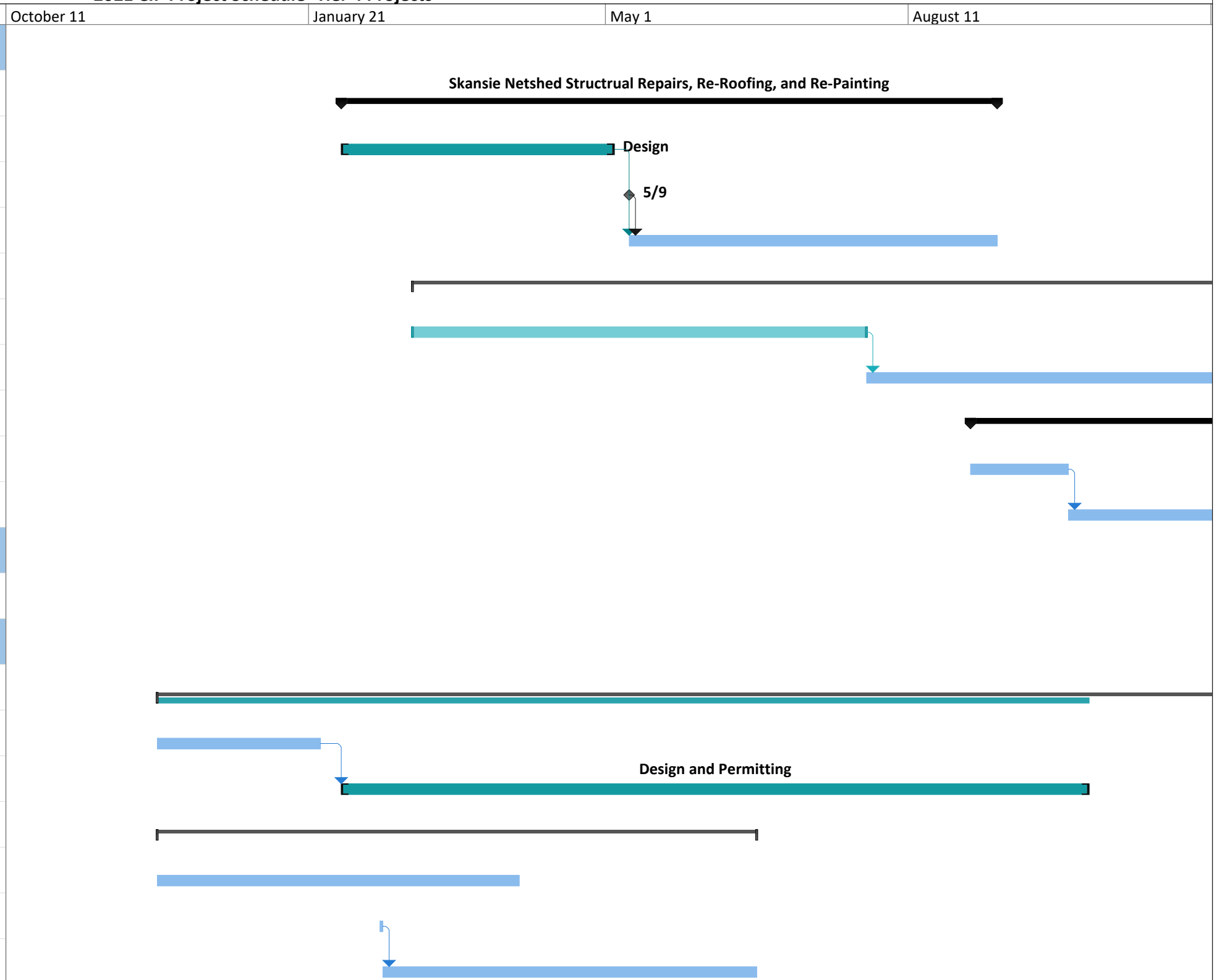
ID	Task Name	Duration	Start	Finish	Permitting	Nov '21	Dec '21	Jan '22	Feb '22	Mar '22	Apr '22	May '22	Jun '22	Jul '22	Aug '22	Sep '22	Oct '22	Nov '22
22	Wastewater Projects																	
23	Lift Station #1 Rehabilitation	181 days	Wed 12/1/21	Wed 8/10/22														
24	Design/Permitting	23 days	Wed 12/1/21	Fri 12/31/21														
25	Construction	51 days	Wed 6/1/22	Wed 8/10/22														
26	Stormwater Projects																	
27	Marine Outfalls Maintenance	217 days	Mon 1/3/22	Tue 11/1/22	Land Use Permit													
28	Design	66 days	Mon 1/3/22	Mon 4/4/22														
29	Construction	151 days	Tue 4/5/22	Tue 11/1/22														
30	Other Department Tasks																	
31	None																	



Legend	Task	Project Summary	Inactive Milestone	Manual Summary Rollup	Deadline
	Split	External Tasks	Inactive Summary	Manual Summary	Progress
	Milestone	External Milestone	Manual Task	Start-only	Manual Progress
	Summary	Inactive Task	Duration-only	Finish-only	

2021 CIP Project Schedule -Tier 4 Projects


ID	Task Name	Duration	Start	Finish	Permitting
1	Parks Projects				
2	Skansie Netshed Structural Repairs, Re-Roofing, and	159 days	Tue 2/1/22	Fri 9/9/22	Building Permit
3	Design	66 days	Tue 2/1/22	Tue 5/3/22	
4	Bid Award	0 days	Mon 5/9/22	Mon 5/9/22	
5	Construction	90 days	Mon 5/9/22	Fri 9/9/22	
6	Masonic Lodge Visioning/Crescent Creek Park	219 days	Fri 2/25/22	Wed 12/28/22	
7	Masonic Lodge Visioning Process	109 days	Fri 2/25/22	Wed 7/27/22	
8	Crescent Creek Park Master Planning	110 days	Thu 7/28/22	Wed 12/28/22	
9	Commercial Fishing Homeport Conceptual Design	328 days?	Thu 9/1/22	Mon 12/4/23	Land Use Permit
10	Consultant Selection	23 days	Thu 9/1/22	Mon 10/3/22	
11	Design and Permitting	305 days	Tue 10/4/22	Mon 12/4/23	
12	City Buildings				
13	None				
14	Streets Projects				
15	Cushman Trail Connection to Harborview Dr.	391 days	Wed 12/1/21	Wed 5/31/23	Land Use Permit
16	Consultant Selection	39 days	Wed 12/1/21	Mon 1/24/22	
17	Design and Permitting	180 days	Tue 2/1/22	Mon 10/10/22	
18	Annual Pavement Maintenance and Repair	144 days	Wed 12/1/21	Mon 6/20/22	
19	Design	88 days	Wed 12/1/21	Fri 4/1/22	
20	Bid Award	1 day	Mon 2/14/22	Mon 2/14/22	
21	Construction	90 days	Tue 2/15/22	Mon 6/20/22	



Legend	Task	Project Summary	Inactive Milestone	Manual Summary Rollup	Deadline
Split	External Tasks	Inactive Summary	Manual Summary	Progress	
Milestone	External Milestone	Manual Task	Start-only	Manual Progress	
Summary	Inactive Task	Duration-only	Finish-only		

2021 CIP Project Schedule - Tier 4 Projects

ID	Task Name	Duration	Start	Finish	Permitting	October 11	January 21	May 1	August 11
22	2021 Various Crosswalk and Sidewalk Installations	196 days	Wed 12/1/21	Wed 8/31/22					
23	Project Development and Conceptual Design	44 days	Wed 12/1/21	Mon 1/31/22					
24	Final Design and Permitting	80 days	Thu 5/12/22	Wed 8/31/22					
25	Water Projects								
26	Gig Harbor Sports Complex Water Main	129 days	Tue 2/1/22	Fri 7/29/22					
27	Design	86 days	Tue 2/1/22	Tue 5/31/22					
28	Construction	43 days	Wed 6/1/22	Fri 7/29/22					
29	Wastewater Projects								
30	Stinson Ave Slip Lining Sewer Main	131 days	Tue 2/1/22	Tue 8/2/22					
31	Design	64 days	Tue 2/1/22	Fri 4/29/22					
32	Bid Award	0 days	Mon 5/9/22	Mon 5/9/22					
33	Construction	62 days	Mon 5/9/22	Tue 8/2/22					
34	Stormwater Projects								
35	Storm Pipe Slip Lining at Mnt View Place and Vernhardson	131 days	Tue 2/1/22	Tue 8/2/22					
36	Design	44 days	Tue 2/1/22	Fri 4/1/22					
37	Bid Award	0 days	Mon 5/9/22	Mon 5/9/22					
38	Construction	62 days	Mon 5/9/22	Tue 8/2/22					
39	Other Department Tasks								
40	Public Works Standards Update	218 days	Mon 1/3/22	Wed 11/2/22					
41	Consultant Selection Process	16 days	Mon 1/3/22	Mon 1/24/22					
42	Development and Public Process	202 days	Tue 1/25/22	Wed 11/2/22					



Legend	Task	Project Summary	Inactive Milestone	Manual Summary Rollup	Deadline
Split	External Tasks	Inactive Summary	Manual Summary	Progress	
Milestone	External Milestone	Manual Task	Start-only	Manual Progress	
Summary	Inactive Task	Duration-only	Finish-only		

2021 CIP Project Schedule -Tier 4 Projects

ID	Task Name	Duration	Start	Finish	Permitting	October 11	January 21	May 1	August 11
43	On-Street Parking Code Development and	202 days	Tue 1/25/22	Wed 11/2/22					
						On-Street Parking Code Development and Implementation			
44	Development and Public Process	202 days	Tue 1/25/22	Wed 11/2/22					
						Development and Public Process			

Legend	Task		Project Summary		Inactive Milestone		Manual Summary Rollup		Deadline	
	Split		External Tasks		Inactive Summary		Manual Summary		Progress	
	Milestone		External Milestone		Manual Task		Start-only		Manual Progress	
	Summary		Inactive Task		Duration-only		Finish-only			